

The climate challenge for housing



Dr Philippa England
Adjunct Senior lecturer
Griffith University
P.England@Griffith.edu.au

Some good news



Patchy at best?

Measures that Matter

Updated: 2020

South East Queensland (SEQ)



64%
Houses

17%
Middle
(Attached up to
3 storeys)

18%
High-rise
(Attached 4 or
more storeys)

Percentage of dwelling building approvals by type
(2020)



Prosper



22%
Office

10%
Retail

14%
Industry

36%
Services

Percentage of employment by industry (2016)



Connect



2%
<=15min

39%
15-
30min

34%
30-
45min

9%
45-
60min

15%
60min+

Proportion of population with access to Public
Transport (2018)

Tuesday
May 18, 2021

Explosive: The new town the size of Gympie emerging out of Logan's pine forest

NEWS

A new south-east Queensland town expected to be home to a population the size of Gympie is outstripping initial growth predictions as builders and the state government fast track its development to cope with demand.





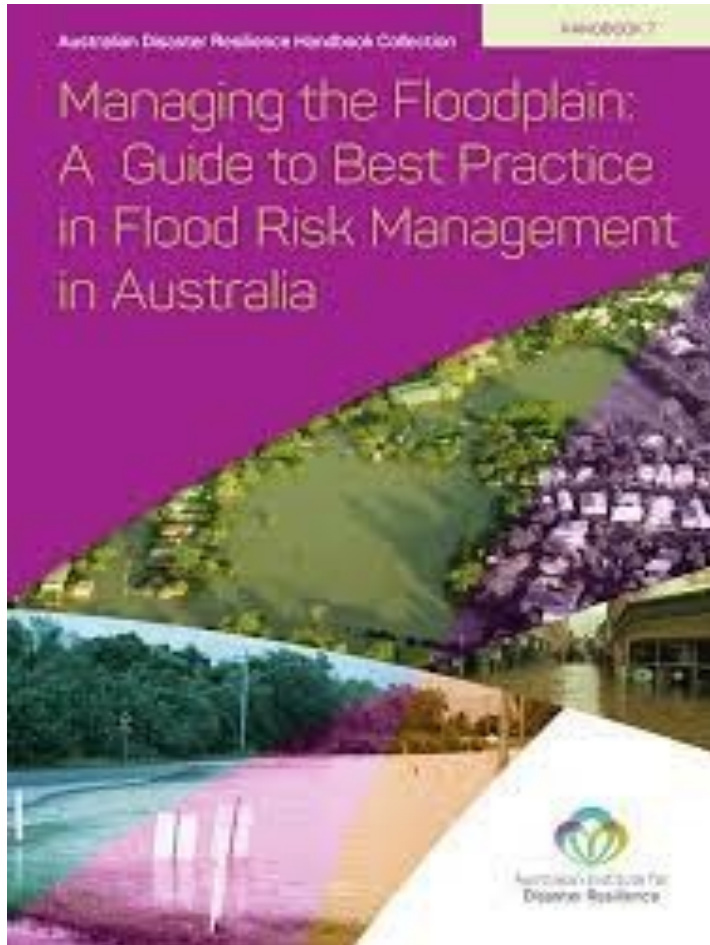
Why?



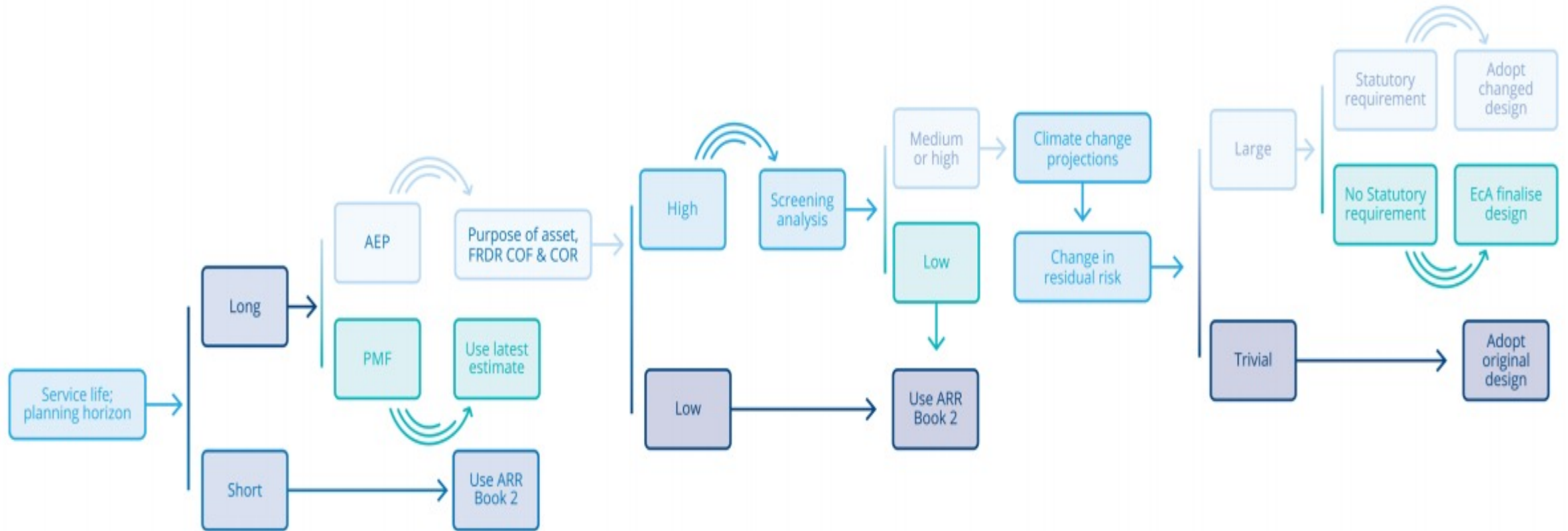
Two storey v single storey development ...



Climate change: the adaptation challenge to housing



Managing flood risk



Source: ARR Guideline Book 1, p 171

Statutory requirements



Townsville 2019

